

Design Aitor García de Vicuña

FAMO:
WORKING
TOGETHER

Gbox Senses



Design Aitor García de Vicuña

Gbox Senses

GBOX understands adaptability as the necessary link between the architectonic concept and the functional needs of people. Clear message of volumes at the service of current workspaces. Wood and steel express themselves through pure and clean lines, creating emotional and smart solutions. Modularity and intuition as foundations of a transversal tool.

GBOX comprend l'adaptabilité comme le lien nécessaire entre les concepts architectoniques et les besoins fonctionnels des personnes. Clair message de volumes au service d'espaces actuels de travail. Bois et acier s'expriment à travers de lignes propres et pures, créant des solutions émotives et intelligentes. Modularité et intuition comme fondement d'un outil transversal.

GBOX entiende la adaptabilidad como el nexa necesario entre los conceptos arquitectónicos y las necesidades funcionales de las personas. Mensaje claro de volúmenes al servicio de espacios actuales de trabajo. Madera y acero se expresan a través de trazos limpios y puros, creando soluciones emotivas e inteligentes. Modularidad e intuición como cimientos de una herramienta transversal.

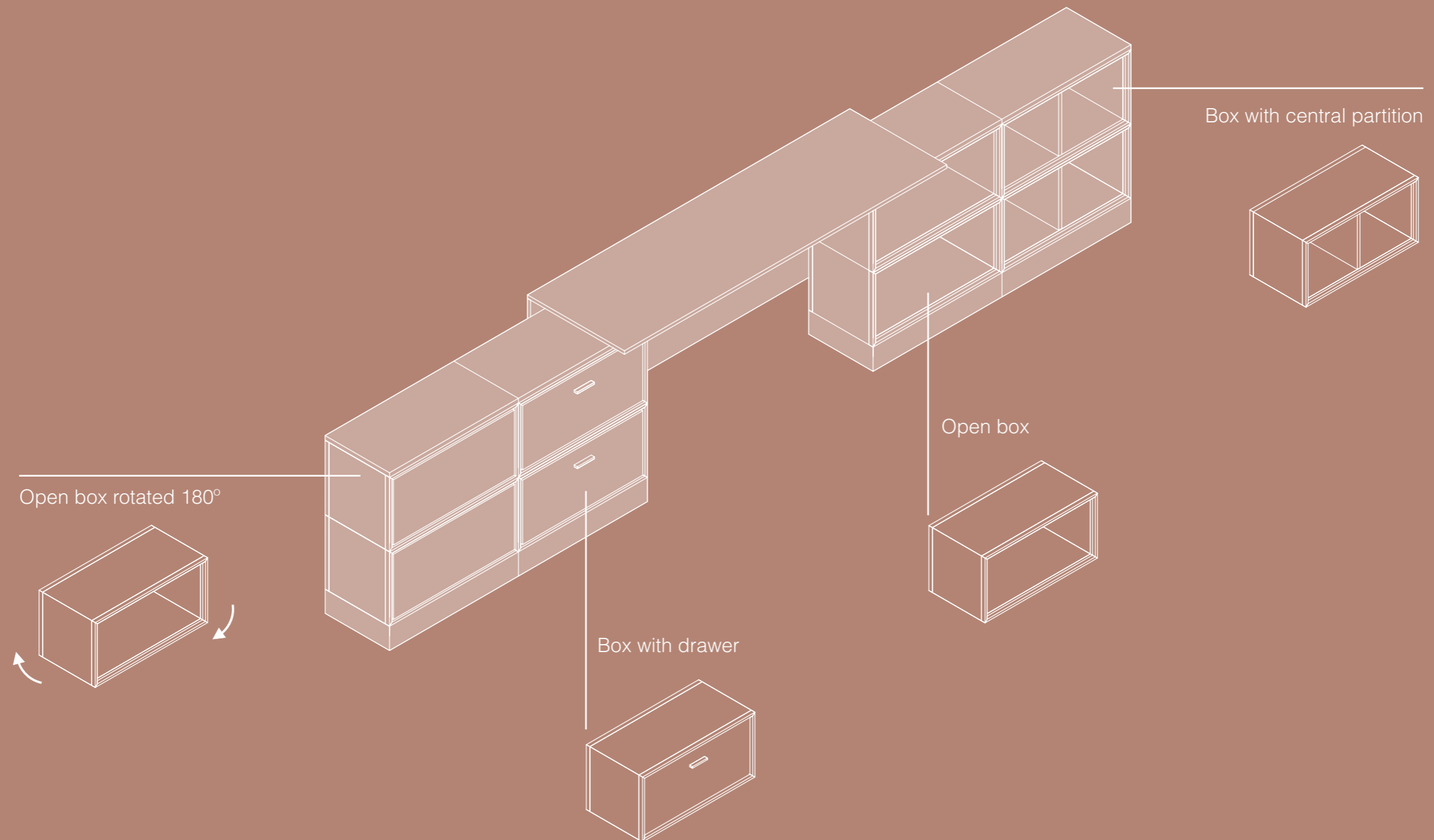
GBOX versteht Anpassungsfähigkeit als notwendiges Bindeglied zwischen architektonischen Konzepten und den funktionalen Bedürfnissen der Menschen. Klare Nachricht von Volumen an den Dienst aktueller Arbeitsbereiche. Holz und Stahl drücken sich durch reine und klare Linien aus und schaffen emotionale und intelligente Lösungen. Modularität und Intuition als Basis eines transversalen Werkzeugs.

GBOX entende a adaptabilidade como o elo necessário entre os conceitos arquitectónicos e as necessidades funcionais das pessoas. Mensagem clara de volumes ao serviço de espaços atuais de trabalho. Madeira e aço expressam-se através de traços limpos e puros, criando soluções emotivas e inteligentes. Modularidade e intuição como base de uma ferramenta transversal.





COUNTERDIVERSITY



LOUNGESYSTEM

INVITING YOU
TO ENJOY







**MAKE IT
HAPPEN**



Upper top
19 mm thickness

Hinged door with lock

Wood detail around the box
25mm thickness

Wood detail on leg
Ø20 mm





CHOOSE HOW
HIGHER
YOU WANT



Different heights plinth 140 / 225 / 300 mm



Poplar box

Laminated box

Wooden box

Lacquered box

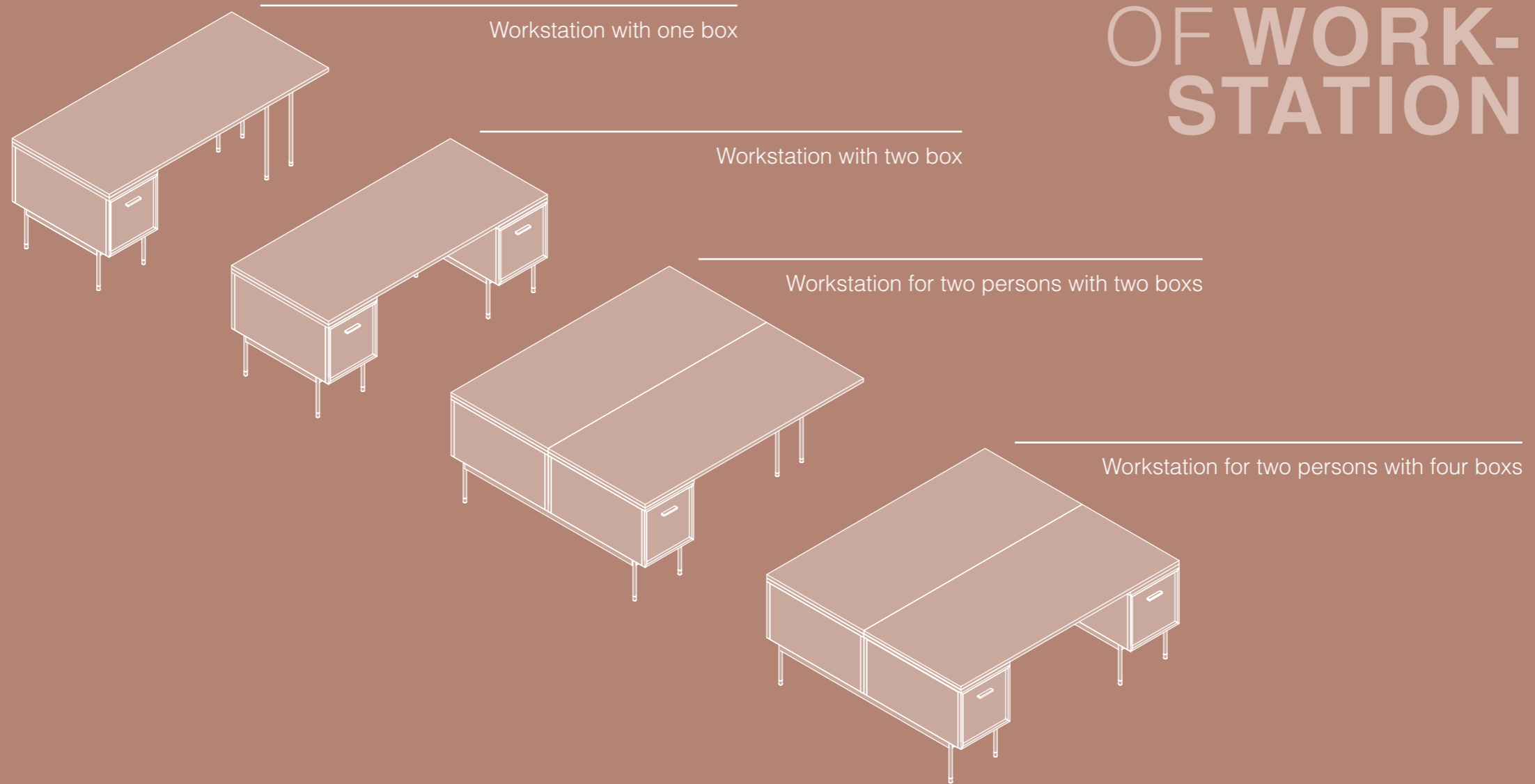
three **LEVELS**
OF BOXES is the
MAXIMUM
to assemble **A SET**

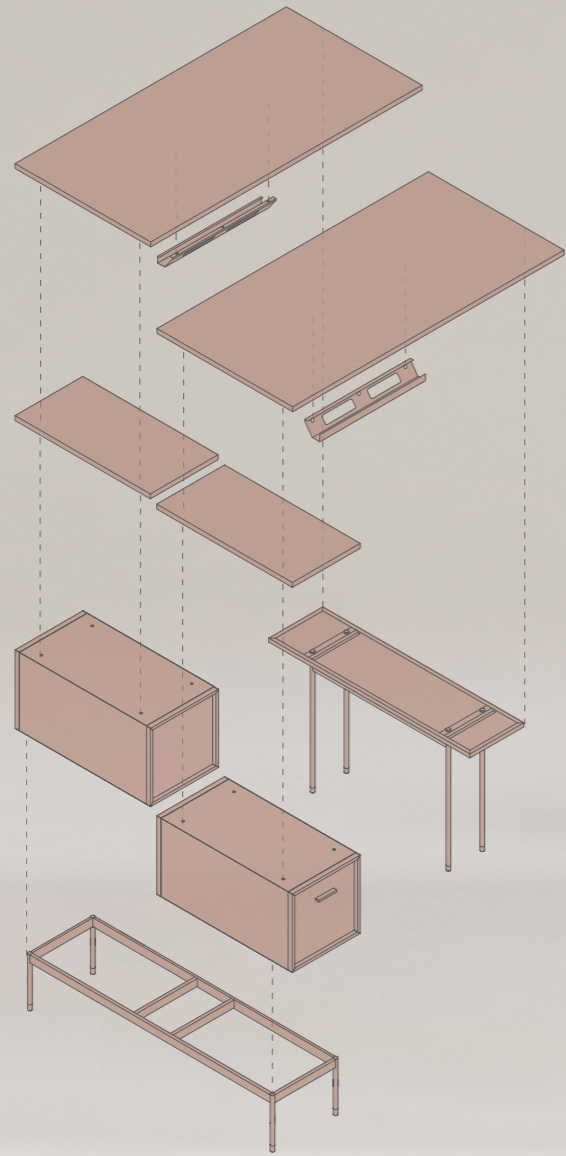


Do it yourself!
No screws, no screwdriver.



HAVE INFINITE POSSI- BILITIES OF WORK- STATION







2 TYPES OF LEGS

Metal legs

Wooden legs



GBOX SENSES WOODEN LEGS





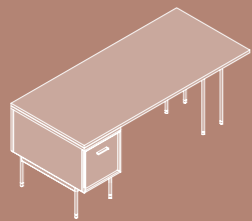


WITH
DESIGN

AND COMFORT

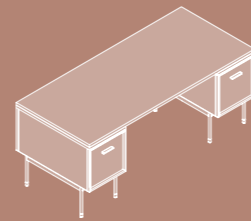


GBOX WORKSTATIONS



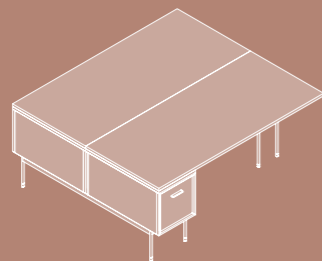
W1600/1800 x D800 x H740 mm

SINGLE WORKSTATION 1 HORIZONTAL MODULE
 POSTE INDIVIDUEL 1 MODULE HORIZONTAL
 PUESTO INDIVIDUAL 1 MÓDULO HORIZONTAL
 EINZELARBEITSPLATZ MIT 1 HORIZONTALER MODUL
 POSTO INDIVIDUAL 1 MÓDULO HORIZONTAL



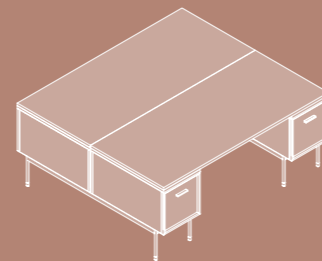
W1600/1800 x D800 x H740 mm

SINGLE WORKSTATION 2 HORIZONTAL MODULES
 POSTE INDIVIDUEL 2 MODULES HORIZONTAL
 PUESTO INDIVIDUAL 2 MÓDULOS HORIZONTALES
 EINZELARBEITSPLATZ 2 HORIZONTALER MODULEN
 POSTO INDIVIDUAL 2 MÓDULOS HORIZONTAIS



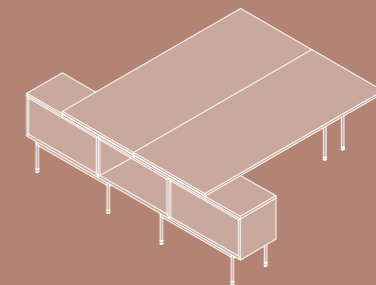
W1600/1800 x D1600 x H740 mm

DOUBLE WORKSTATION WITH 2 HORIZONTAL MODULES
 POSTE DOUBLE AVEC 2 MODULES HORIZONTAL
 PUESTO DOBLE CON 2 MÓDULOS HORIZONTALES
 DOPPELARBEITSPLATZ MIT 2 HORIZONTALER MODULEN
 POSTO DUPLO COM 2 MÓDULOS HORIZONTAIS



W1600/1800 x D1600 x H740 mm

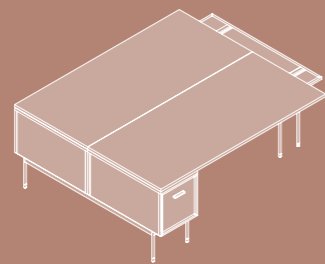
DOUBLE WORKSTATION WITH 4 HORIZONTAL MODULES
 POSTE DOUBLE AVEC 4 MODULES HORIZONTAL
 PUESTO DOBLE CON 4 MÓDULOS HORIZONTALES
 DOPPELARBEITSPLATZ MIT 4 HORIZONTALER MODULEN
 POSTO DUPLO COM 4 MÓDULOS HORIZONTAIS



W1600/1800 x D2400 x H740 mm

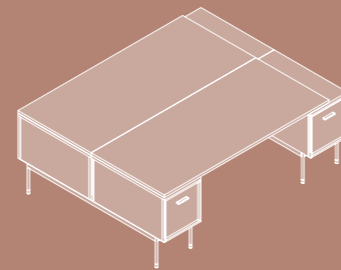
DOUBLE WORKSTATION WITH 3 HORIZONTAL MODULES
 POSTE DOUBLE AVEC 3 MODULES HORIZONTAL
 PUESTO DOBLE CON 3 MÓDULOS HORIZONTALES
 DOPPELARBEITSPLATZ MIT 3 HORIZONTALER MODULEN
 POSTO DUPLO COM 3 MÓDULOS HORIZONTAIS

GBOX WORKSTATIONS



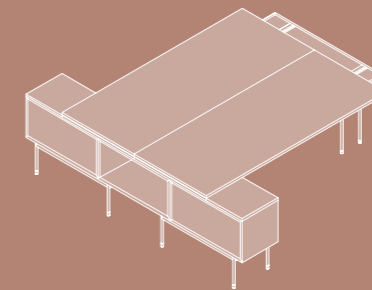
W1600/1800 x D1600 x H740 mm

INITIAL DOUBLE WORKSTATION WITH 2 HORIZONTAL MODULES
 POSTE DOUBLE INITIAL AVEC 2 MODULES HORIZONTALAUX
 PUESTO DOBLE INICIAL CON 2 MÓDULOS HORIZONTALAUX
 DOPPELTER STARTMODUL MIT 2 HORIZONTALAUX MODULEN
 POSTO DUPLO INICIAL COM 2 MÓDULOS HORIZONTALAIS



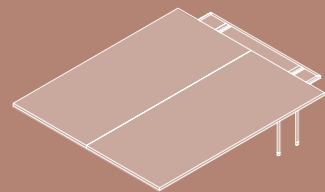
W1600/1800 x D1600 x H740 mm

INITIAL DOUBLE WORKSTATION WITH 4 HORIZONTAL MODULES
 POSTE DOUBLE INITIAL AVEC 4 MODULES HORIZONTALAUX
 PUESTO DOBLE INICIAL CON 4 MÓDULOS HORIZONTALAUX
 DOPPELTER STARTMODUL MIT 4 HORIZONTALAUX MODULEN
 POSTO DUPLO INICIAL COM 4 MÓDULOS HORIZONTALAIS




W1600/1800 x D2400 x H740 mm

INITIAL DOUBLE WORKSTATION WITH 3 HORIZONTAL MODULES
 POSTE DOUBLE INITIAL AVEC 3 MODULES HORIZONTALAUX
 PUESTO DOBLE INICIAL CON 3 MÓDULOS HORIZONTALAUX
 DOPPELTER STARTMODUL MIT 3 HORIZONTALAUX MODULEN
 POSTO DUPLO INICIAL COM 3 MÓDULOS HORIZONTALAIS




W1600/1800 x D1600 x H740 mm

CONTINUATION DOUBLE WORKSTATION
 POSTE DOUBLE CONTINUATION
 PUESTO DOBLE CONTINUACIÓN
 ZWISCHEN DOPPELARBEITSPLÄTZE
 POSTO DUPLO CONTINUAÇÃO



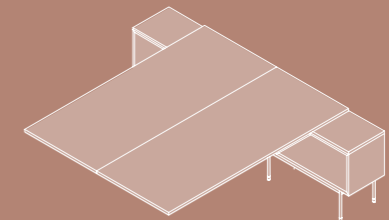
W1600/1800 x D1600 x H740 mm

CONTINUATION DOUBLE WORKSTATION WITH 2 HORIZONTAL MODULES
 POSTE DOUBLE CONTINUATION AVEC 2 MODULES HORIZONTALAUX
 PUESTO DOBLE CONTINUACIÓN CON 2 MÓDULOS HORIZONTALAUX
 DOPPELTER ZWISCHENMODUL MIT 2 HORIZONTALAUX MODULEN
 POSTO DUPLO CONTINUAÇÃO COM 2 MÓDULOS HORIZONTALAIS



W1600/1800 x D1600 x H740 mm

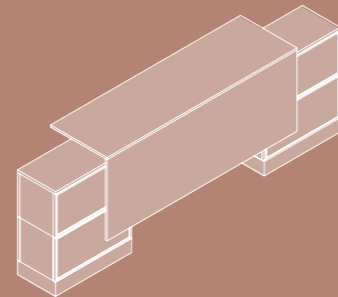
TERMINAL DOUBLE WORKSTATION WITH 2 HORIZONTAL MODULES
 POSTE DOUBLE TERMINAL AVEC 2 MODULES HORIZONTALAUX
 PUESTO DOBLE TERMINAL CON 2 MÓDULOS HORIZONTALAUX
 DOPPELTER ABSCHLUSSMODUL MIT 2 HORIZONTALAUX MODULEN
 POSTO DUPLO TERMINAL COM 2 MÓDULOS HORIZONTALAIS



W1600/1800 x D2400 x H740 mm

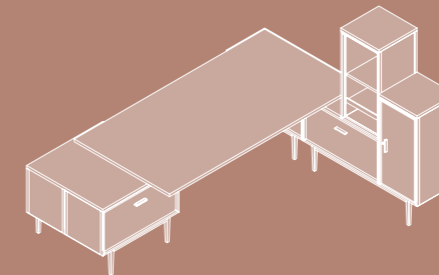
TERMINAL DOUBLE WORKSTATION WITH 3 HORIZONTAL MODULES
 POSTE DOUBLE TERMINAL AVEC 3 MODULES HORIZONTALAUX
 PUESTO DOBLE TERMINAL CON 3 MÓDULOS HORIZONTALAUX
 DOPPELTER ABSCHLUSSMODUL MIT 3 HORIZONTALAUX MODULEN
 POSTO DUPLO TERMINAL COM 3 MÓDULOS HORIZONTALAIS

GBOX SETS



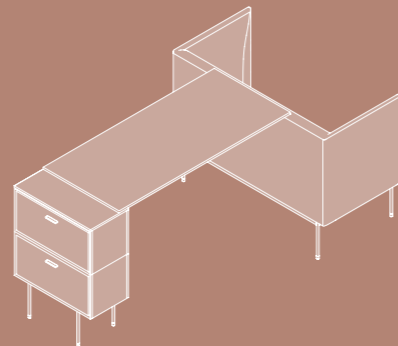
W2600/2800/3000 x D445 x H1055 mm

COUNTER
COMPTOIR
MOSTRADOR
TRESEN
BALCÃO



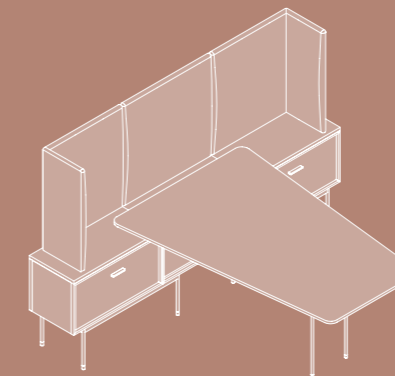
W2300/2500/2700 x D740 x H740/1450 mm

MANAGEMENT WORKSTATION
POSTE DIRECTION
PUESTO DIRECCIÓN
DIREKTION ARBEITSPLATZ
POSTO DIRECIONAL



W2400/2600 x D1600 x H1165 mm

HIGH WORKSTATION WITH SUPPORT MODULE + SOFA
POSTE HAUT AVEC MODULE DE SUPPORT + SOFA
PUESTO ALTO CON MÓDULO DE SOPORTE + SOFÁ
HOHER ARBEITSPLATZ MIT STÜTZMODUL + SOFA
POSTO ALTO COM MODULOS DE SUPORTE + SOFÁ



W1800 x D2400 x H1740 mm

MULTIMEDIA WORKSTATION WITH SCREEN
POSTE MULTIMÉDIA AVEC SÉPARATEUR
PUESTO MULTIMEDIA CON SEPARADOR
MULTIMEDIA-ARBEITSPLATZ MIT TRENNWAND
POSTO MULTIMÉDIA COM SEPARADOR

WORKING TOGETHER

A FAMO reserva-se no direito de modificar e melhorar as características dos produtos apresentados neste catálogo, a fim de atender às exigências do mercado. Embora reproduzidos o mais fielmente possível, as cores dos produtos ilustrados podem ser diferentes daqueles dos produtos reais. Os veios das madeiras são indicativos e podem variar de acordo com o lote de produção. Para obter informações precisas sobre as especificações detalhadas dos produtos, consulte-nos.

FAMO reserves the right to modify and improve the characteristics of the products shown in this catalogue in order to meet market requirements. Although reproduced as faithfully as possible, the product colours illustrated may differ from those of actual products. The grain of the veneers illustrated are indicative and will vary according to the production batch. For accurate information on detailed product specifications, please contact us.

FAMO:
WORKING
TOGETHER

IND. MOBILIÁRIO ESCRITÓRIO, LDA
RUA 1º MAIO, Nº 112, 4620-131 - LOUSADA
TEL +351 255 810 580 | FAX +351 255 810 589

WWW.FAMO.PT

1 - 4 / 2022

