

Design Aitor García de Vicuña

FAMO:
WORKING
TOGETHER

Otto





2 | OTTO

3

Design Aitor García de Vicuña

Otto

“Every person should find in each item of this family a place of comfort, contemplation and reflection”

This was the obsessive consideration from the beginning of OTTO project. Warmth, honest materials and industrial tradition are always concepts that FAMO has as a company philosophy and as creative inspiration.

“Chacun d’entre nous doit trouver dans chaque élément de cette famille un lieu de réconfort, de recueillement et de réflexion”

C’est la réflexion obsessionnelle depuis le début du projet OTTO. Les matériaux chaleureux, honnêtes et la tradition industrielle sont toujours des concepts que FAMO a comme philosophie d’entreprise et comme inspiration créative.

“Toda persona debería encontrar en cada pieza de esta familia un lugar de confort, de recogimiento y reflexión”

Esta fue la reflexión obsesiva desde el comienzo del proyecto OTTO. Calidez, materiales honestos y tradición industrial son siempre conceptos que FAMO tiene como filosofía de empresa y por supuesto como inspiración creativa.

“Jede Person muss in jedem Stück dieser Familie einen Ort des Komforts, Einkehr und Reflexion finden”

Dies ist seit Beginn des OTTO-Projekts die obsessive Reflexion. Wärme, ehrliche Materialien und industrielle Tradition sind Konzepte, die FAMO als Unternehmensphilosophie und als kreative Inspiration hat.

“Cada pessoa deve encontrar em cada peça desta família um lugar de conforto, recolhimento e reflexão”

Esta foi a reflexão obsesiva desde o início do projeto OTTO. Materiais cálidos, honestos e tradição industrial são sempre conceitos que a FAMO tem como filosofia empresarial e como inspiração criativa.

METALLIC FRAMES



6 | OTTO



7

WOOD FRAMES



LOOK AS GOOD AS
THEY PERFORM





NEW LIFESTYLE CONCEPTS



CONFERENCE CHAIR








BREAK-OUT AREAS





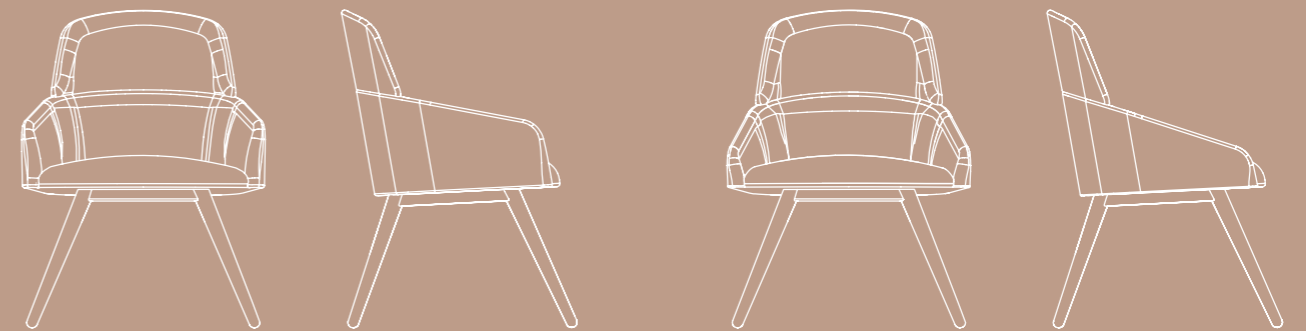
PERFECT
PLACE TO BE
CREATIVE

60tto




W 700 x D 580 x H 825 mm

WOOD BASE . BASE BOIS . BASE MADERA . HOLZBASIS . BASE MADEIRA




W 630 x D 580 x H 820 mm

WOOD BASE IN CROSS SHAPE . BASE BOIS EN CROIX . BASE MADERA EN CRUZ
HOLZBASIS IN KREUZFORM . BASE MADEIRA EM CRUZ



W 700 x D 615 x H 1020 mm

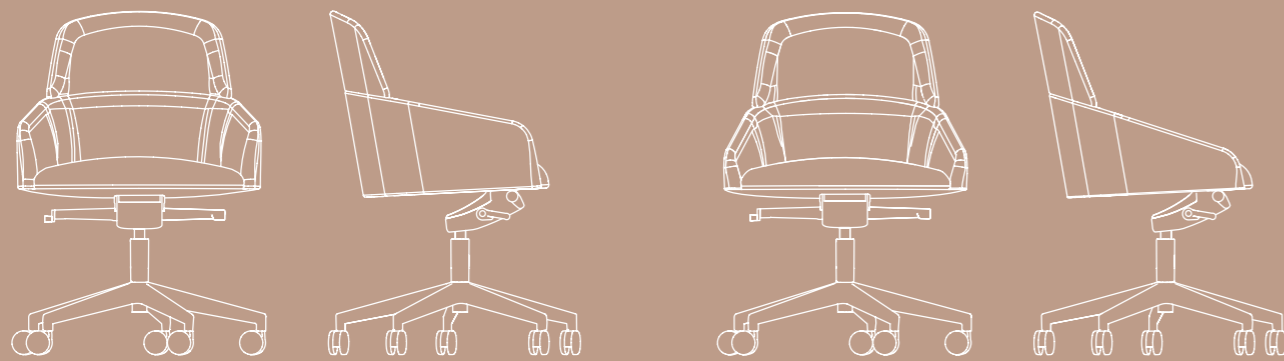
WOOD BASE . BASE BOIS . BASE MADERA . HOLZBASIS . BASE MADEIRA



W 830 x D 565 x H 820 mm

TUBULAR BASE . BASE TUBULAIRE . ROHR BASIS . BASE TUBULAR

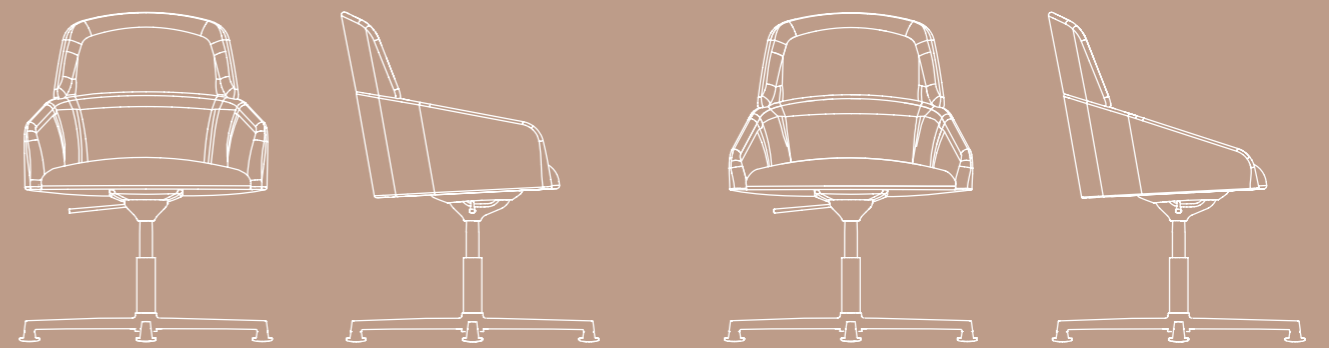
60tto



W 630 x D 670 x H 825 mm

W 630 x H 670 x D 825 mm

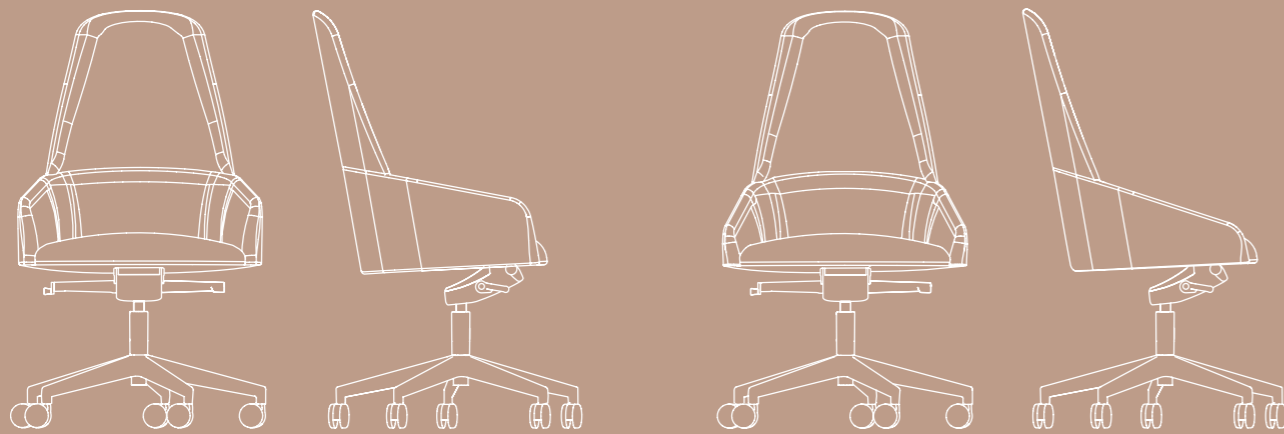
WHEELED BASE . BASE SUR ROULETTES . BASE RODANTE . DREHBASIS . BASE RODADA



W 630 x D 565 x H 825 mm

W 630 x D 565 x H 825 mm

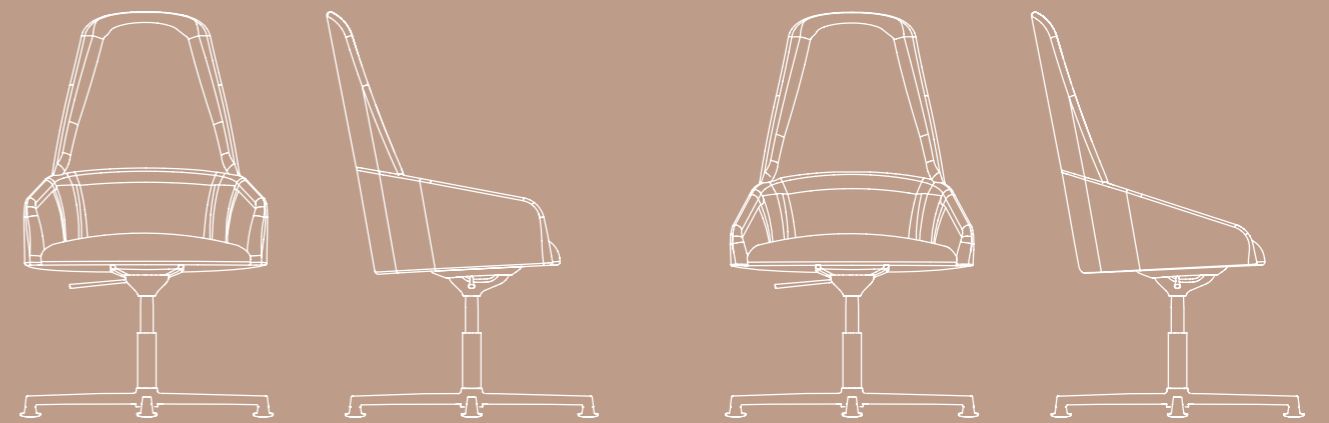
FIXED BASE . BASE FIXE . BASE FIJA . FESTE BASIS . BASE FIXA



W 630 x D 600 x H 1020 mm

W 630 x D 600 x H 1020 mm

WHEELED BASE . BASE SUR ROULETTES . BASE RODANTE . DREHBASIS . BASE RODADA



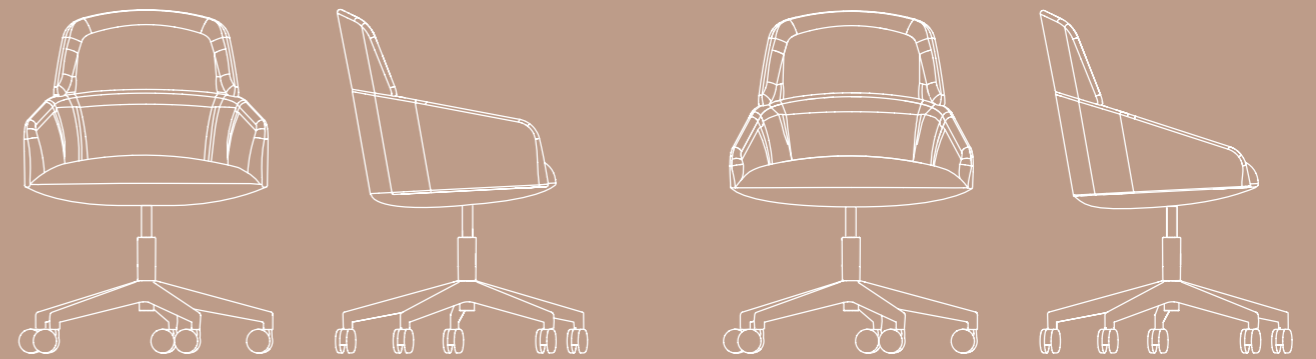
W 630 x D 600 x H 1020 mm

W 630 x D 600 x H 1020 mm

FIXED BASE . BASE FIXE . BASE FIJA . FESTE BASIS . BASE FIXA

60tto

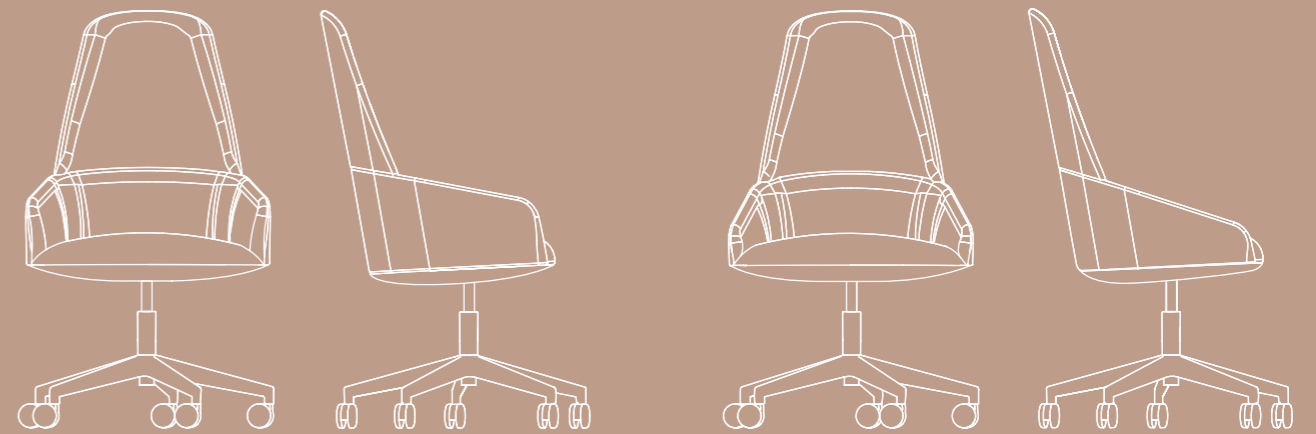
syncron



W 630 x D 670 x H 825 mm

W 630 x H 670 x D 825 mm

SYNCRON SYSTEM . SYSTÈME SYNCRON . SISTEMA SYNCRON . SYNCRON-SYSTEM . SISTEMA SYNCRON

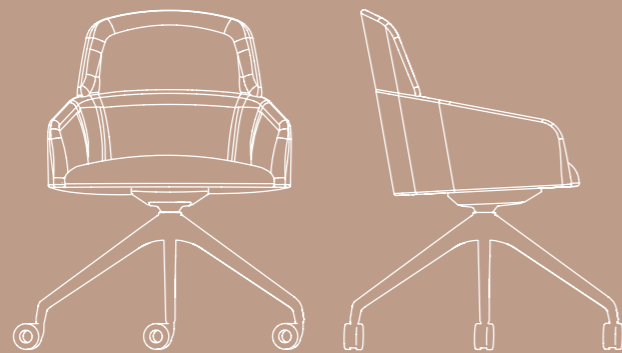


W 630 x D 600 x H 1020 mm

W 630 x D 600 x H 1020 mm

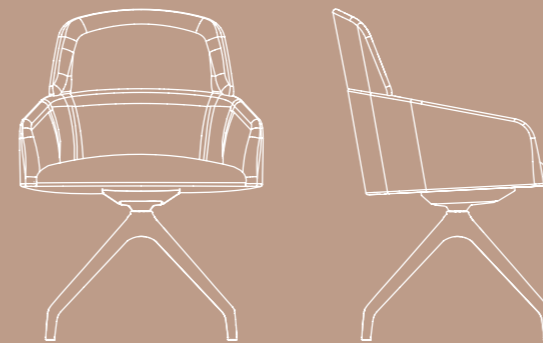
SYNCRON SYSTEM . SYSTÈME SYNCRON . SISTEMA SYNCRON . SYNCRON-SYSTEM . SISTEMA SYNCRON

60tto optional



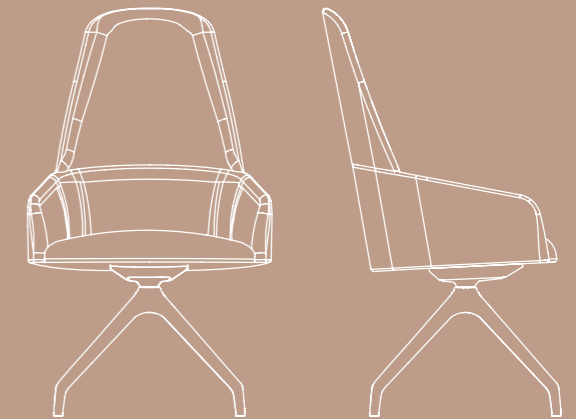
W 630 x D 670 x H 825 mm

SWISS WHEELED BASE* . BASE SWISS SUR ROULETTES* . BASE RODANTE SWISS*
DREH SWISS BASIS* . BASE SWISS RODADA*

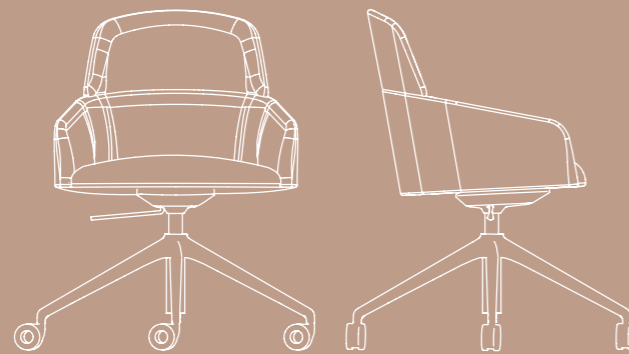


W 630 x D 565 x H 825 mm

SWISS FIXED* . BASE SWISS FIXE* . BASE FIJA SWISS* . FESTE SWISS BASIS* . BASE SWISS FIXA*

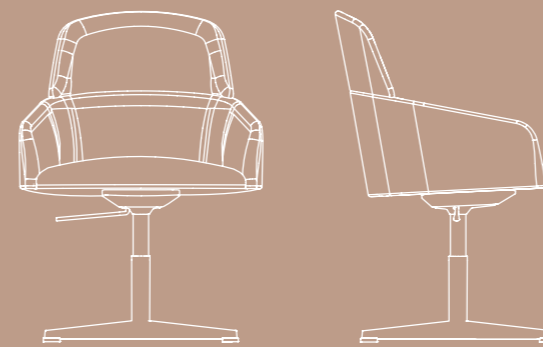


W 630 x D 565 x H 1020 mm



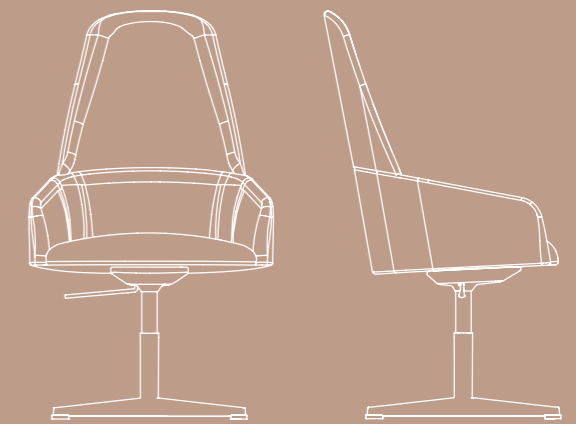
W 630 x D 670 x H 825 mm

RAZZE BASE* . RAZZE BASIS* . BASE RAZZE*



W 630 x D 565 x H 825 mm


FIRE BASE* . FIRE BASIS* . BASE FIRE*



W 630 x D 565 x H 1020 mm

*Alternative options – high / low armrests . *Options alternatives – accoudoirs hauts / bas . *Opciones alternativas – brazos altos / bajos
*Alternative Optionen – hohe Armlehnen / niedrigen . *Opções alternativas – braços altos / baixos


70tto



W 865 x D 630 x H 825 mm

W 865 x D 630 x H 825 mm


WOOD BASE . BASE BOIS . BASE MADERA . HOLZBASIS . BASE MADEIRA



W 935 x D 615 x H 835 mm

W 935 x D 615 x H 835 mm

TUBULAR BASE . BASE TUBULAIRE . ROHR BASIS . BASE TUBULAR




W 865 x D 675 x H 1025 mm

W 865 x D 675 x H 1025 mm

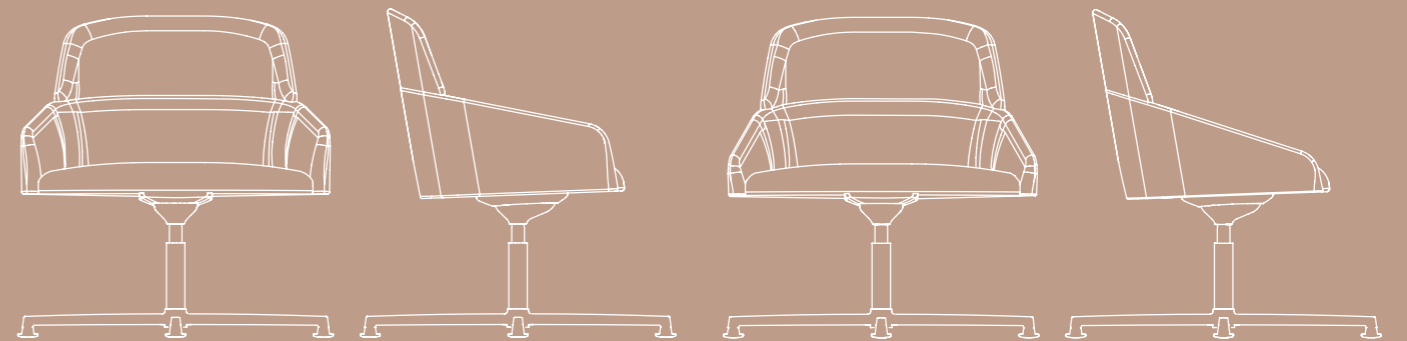
WOOD BASE . BASE BOIS . BASE MADERA . HOLZBASIS . BASE MADEIRA

70tto



W 875 x D 705 x H 1355 mm

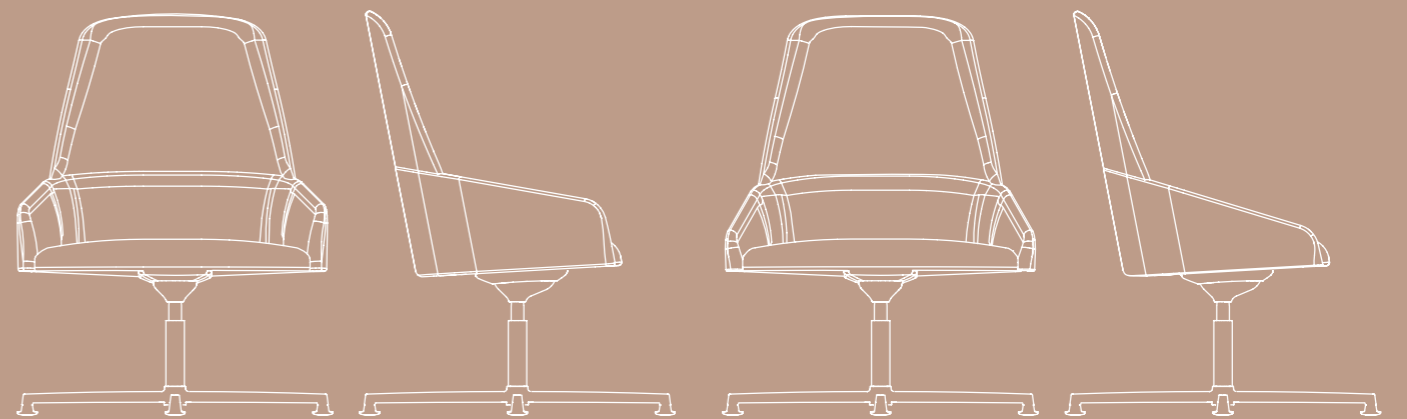
ARMCHAIR . SOFA . SILLÓN . SESSEL . CADEIRÃO



W 800 x D 620 x H 825 mm

W 800 x D 620 x H 825 mm

FIXED BASE . BASE FIXE . BASE FIJA . FESTE BASIS . BASE FIXA

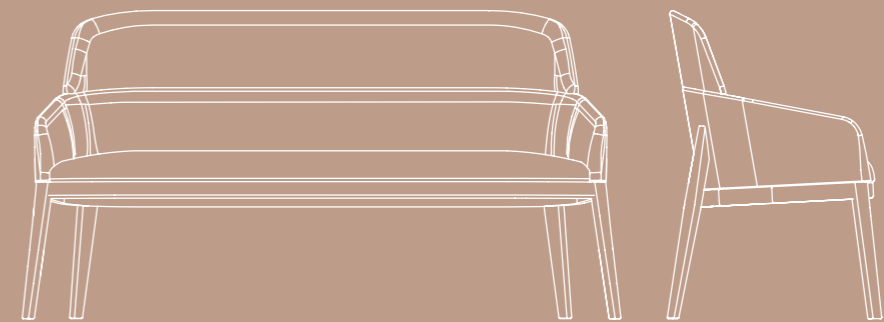


W 800 x D 660 x H 1020 mm

W 800 x D 660 x H 1020 mm

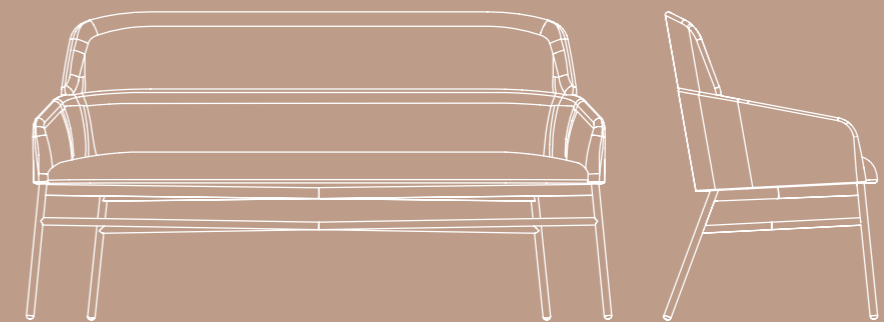
FIXED BASE . BASE FIXE . BASE FIJA . FESTE BASIS . BASE FIXA

Sotto



W 1600 x D 570 x H 825 mm

WOODEN SOFA . SOFA BOIS . SOFÁ MADERA . HOLZSOFA . SOFÁ MADEIRA



W 1565 x D 570 x H 825 mm

TUBULAR SOFA . SOFA TUBULAIRE . ROHR SOFA . SOFÁ TUBULAR

FAMO:
WORKING
TOGETHER

IND. MOBILIÁRIO ESCRITÓRIO, LDA
RUA 1º MAIO, Nº 112, 4620-131 - LOUSADA
TEL +351 255 810 580 | FAX +351 255 810 589

WWW.FAMO.PT

1 -11 / 2021

